

GLOCAL PROFIX USD FUND

Unless otherwise stated, all the data as at: **31-May-26**

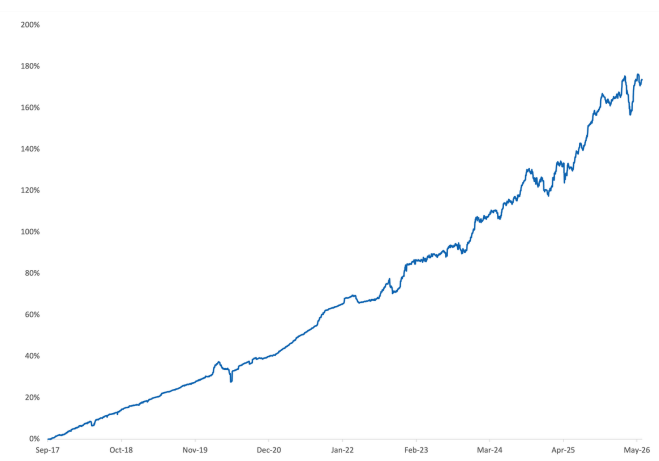
17.1%
1 YEAR
TTM RETURN

12.2%
ANNUALIZED RETURN
SINCE INCEPTION

FUND STRATEGY

The fund's strategy involves leveraging the portfolio's assets through short-term borrowing at relatively lower rates and investing in high-yield medium/long-term Armenian government Eurobonds and corporate bonds denominated in USD.

PERFORMANCE, % GROWTH



WHY INVEST WITH ROQ FUNDS?

- Pioneering in Armenian investment fund industry since 2017
- Diversification and balancing of security weights
- Leveraging and refinancing through repo
- Tax rate for the fund is 0.01% of NAV
- **No entry or exit taxes** for foreign investors.

RATES OF RETURN, %

1 month	3 month	6 month	MTD	YTD	Since Inception*
0.1%	-0.7%	3.6%	0.1%	3.3%	173.6%

*Effective cumulative performance since 1 Sep 2017

2020	2021	2022	2023	2024	2025
7.8%	17.6%	11.8%	12.0%	6.6%	20.1%

GENERAL INFO

ISIN	AMGPDFH01ER3
Fund type	fixed income, non-public, open-ended
Launch date	1 Sep 2017
Base currency	USD
Minimum holding period	no
Initial investment, min.	USD 50,000
Subsequent investment, min.	USD 25,000

TRANSACTION FEES

Entry fee	0%
Buyback fee during the first year	2%
during the second year	1%
after the second year	0%

Management fee	2% of NAV
Performance fee	10% over 7% hurdle rate
Distribution policy	reinvesting
Portfolio Total Assets	USD 12.9M
Portfolio Net Assets	USD 4.8M

BOOK AN APPOINTMENT



roqfunds@roqfunds.am
+374 11 591-111

GLOBAL PROFIX USD FUND

Unless otherwise stated, all the data as at: **31-May-26**

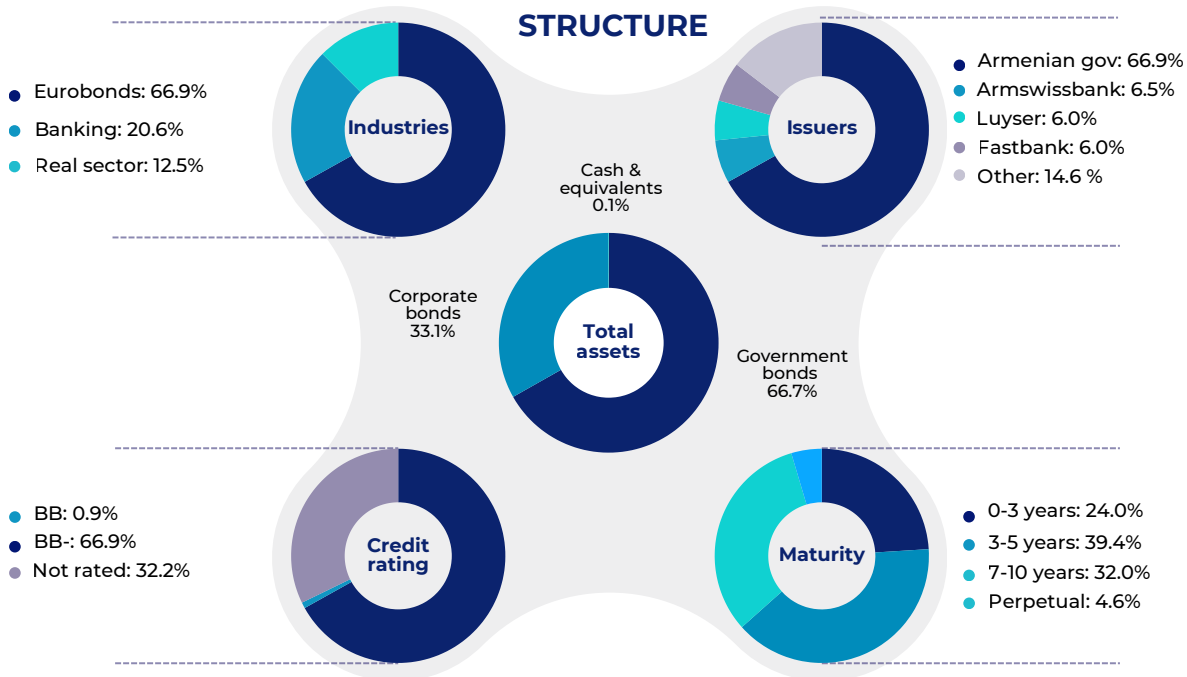
17.1%

1 YEAR
TTM RETURN

12.2%

ANNUALIZED RETURN
SINCE INCEPTION

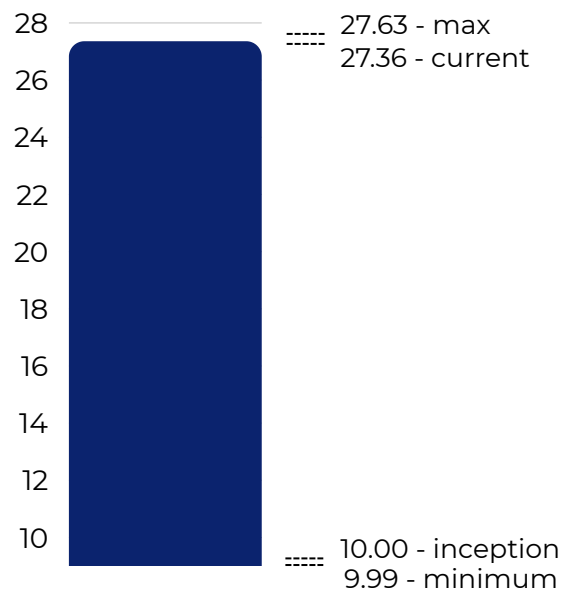
PORTFOLIO STRUCTURE



ADDITIONAL INFO

Asset currency	USD
Weighted Average Maturity (y)	5.3
Weighted Average YTM (as of purchase date)	7.3%
Weighted Average YTM (as of 31.05.2026)	6.3%
Average Coupon	6.0%
Average Borrowing Rate	4.5%
Financial Leverage Ratio	2.7
Effective Duration	4.1

NAV PER SHARE, USD



Disclaimer

The data, views and forecasts in this document is for information purposes only and shall not be regarded as an offer, solicitation or recommendation for an investment. Past performance is no guarantee of future results. All investments involve risks including the risk of possible loss of principal. The market value of a Fund's portfolio may decline as a result of a number of factors, including adverse economic and market conditions, prospects of securities in the portfolio, changing interest rates, and real or perceived adverse competitive industry conditions. The Fund invests in securities and other investments that may be illiquid, which hold the risk that the securities will not be able to be sold at the time desired by the Fund. The Armenian securities markets have substantially less trading volume than the securities markets of OECD countries. Additionally, the capitalization of the Armenian securities markets is highly concentrated. This combination of lower volume and greater concentration in the Armenian securities markets may create a risk of greater price volatility than in the securities markets of developed economies. The views and forecasts contained herein are those of the ROQ Funds team based on information that they believe to be reliable. These opinions may change over time.

MACROECONOMIC UPDATE

April 2026 was another positive month for the Armenian economy: Economic activity index increased by 7.1% y/y. Construction, manufacturing and services were the main drivers of the economic activity during the month. Particularly: construction increased by a significant 24.7% y/y, manufacturing expanded by 11.7% y/y, and services demonstrated positive growth of 9.1% y/y.

Foreign trade turnover for the same period decreased by 13.8% y/y to USD 1.55 bln. Exports decreased by 25.9% y/y to USD 0.53 bln, imports were also decreased by 5.8% y/y, reaching USD 1.02 bln. The foreign trade net deficit widened from USD 1.18 bln in March 2026 to 1.67 bln in April.

As for macroeconomic stability in Armenia, according to the preliminary data from the Central Bank of Armenia (CBA), the CPI increased by 4.2% y/y in May 2026. At the latest CBA meeting, the refinancing rate was maintained at 6.50% level. As of the end of May, compared to the previous month, the Armenian dram appreciated against the USD and the EUR, standing at AMD 368.18 and AMD 428.71, respectively.

The Ministry of Finance allocated bonds with a total volume of AMD 39.5 bln during May 2026. As of the end of May, the yield of 10-year AMD-denominated Government bonds decreased by 0.1648 pps m/m to 8.4591%.